


Step By Step Process to Fill Up the Application Form – Solo Category

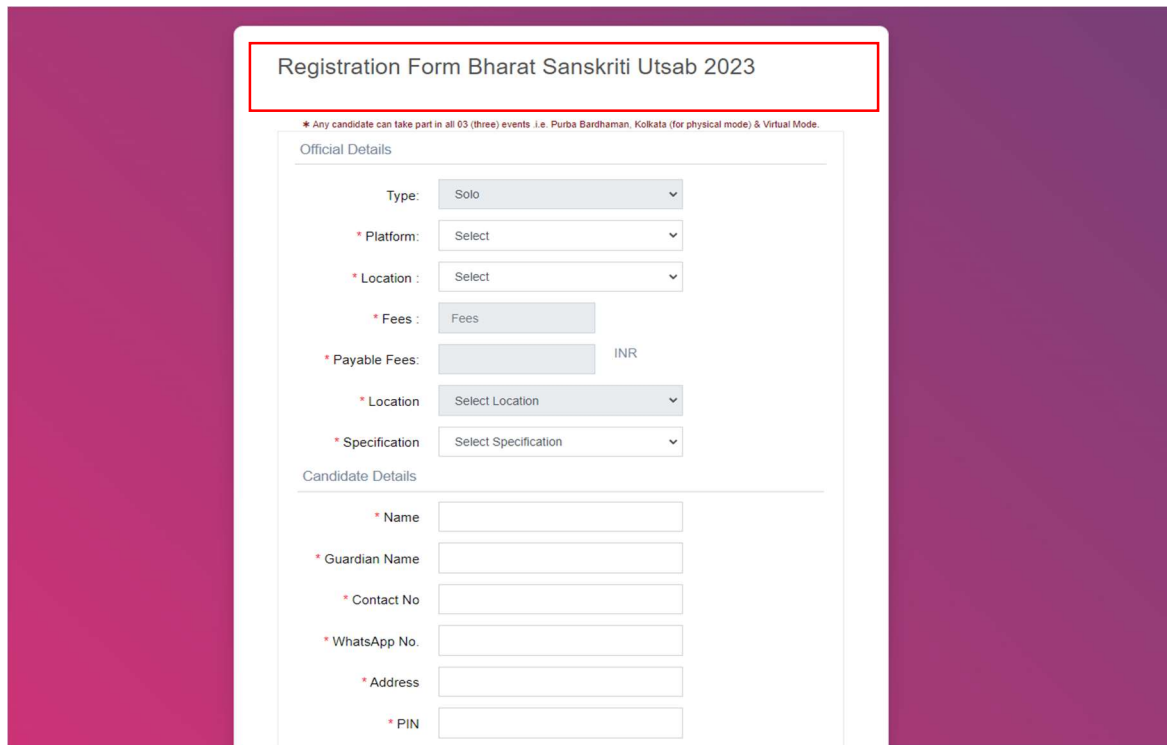
STEP 1 : Log on to www.bharatsanskritiutsab.com



Step 2 : Click on “Apply Online”



Step 3: Select “Solo Application Form”



The image shows a registration form titled "Registration Form Bharat Sanskriti Utsab 2023". At the top, a note states: "* Any candidate can take part in all 03 (three) events i.e. Purba Bardhaman, Kolkata (for physical mode) & Virtual Mode." The form is divided into two main sections: "Official Details" and "Candidate Details".

Official Details

- Type: Solo (dropdown menu)
- * Platform: Select (dropdown menu)
- * Location : Select (dropdown menu)
- * Fees : Fees (text input field)
- * Payable Fees: (text input field) INR
- * Location: Select Location (dropdown menu)
- * Specification: Select Specification (dropdown menu)

Candidate Details

- * Name (text input field)
- * Guardian Name (text input field)
- * Contact No (text input field)
- * WhatsApp No. (text input field)
- * Address (text input field)
- * PIN (text input field)

Step 4: The **Application Form** will pop up on the screen. Fill all the mandatory required fields. **Please make sure while choosing the "Platform".**

- ✚ For the selection of **"Virtual Mode"**, the particular candidate is no longer required to visit the venue for the performance, only they have to capture the video of their performance and send to the organization through email or WhatsApp within the specified time as per the instructions given in the admit card.
- ✚ For the selection of **"On-stage Performance Mode"**, the particular candidate has to choose their venue (Kolkata / Burdwan) & they have to visit their chosen venue as per given in schedule to perform on stage.
- ✚ The candidate should make sure to enter all the details correctly as because change of **"Platform"**, change of **"subject"**, change of **"Age Category"** will not be entertained after submission & generation of the admit card.

Institution/Guru Details

* Institution/Guru

Director Name

Contact No

WhatsApp No.

Address

PIN

Email:

Step 5: After the completion of filling up the form, click on the “**Submit**” button and the page will directly redirect to the payment gateway page.

B BHARAT SANSKRITI UTSAB ₹ 600.00
Cancel

7044719334, sudippalwb@gmail.com Edit Contact

Offers

UPI OFFERS

Card

Wallets OFFERS

Net Banking

Apply Offer

Available Offers

Get cashback up to ₹200
Get up to ₹200 cashback on paying via CRED Pay UPI
CRED002 APPLY
Offer valid till 31/07/23
Applicable On: UPI
View T&C

Get cashback up to ₹25
Get up to ₹25 cashback on paying via Amazon Pay wallet
AMZ0723 APPLY
Offer valid till 31/07/23
Applicable On: Wallet
View T&C

Step 6: The particular candidate can make the payment via Internet Banking, all types of UPI, Debit card or Credit Cards.



Note: If any candidate doesn't receive any confirmation message /admit card even after the successful transaction, the candidate should contact our Helpdesk directly and should share the screenshot of the payment done or any debit statement of that particular transaction.



Bharat Sanskriti Utsab

An ISO 9001:2015 certified Global Competition & Festival of Indian Art & Culture
Contact No: 033 2494-1236 / 9836978888 / 8481950170 / 8902050170

ADMIT CARD

Enrollment No	: 8902050170-0000	Date	: 21 Aug 2022
Name	: ANANYA DEB		
Subject	: RAJASTHAN	Type	: SOLO
Category	: BALKRISHNA(SUB JUNIOR)-UP TO 11 YEARS	DOB	: 4/10/2014
Age	: 9 Years 7 Months 28 Days (As on 01-12-2023)		
Platform	: On-stage Performance	Location	: Kolkata
			
			
Authorized Signatory			

N.B : The candidate must submit the Admit Card / Enrollment Number at the time of Video Submission otherwise the video will be rejected.
The Video submitted by candidate should be properly visible, landscape oriented & no banner or publicity materials should be there in the background.
The video should be sent via WhatsApp (8902050170) / mail us at (competition@bharatsanskritiutsab.com) in the form of Google Drive Link (sharing with access) / YouTube Link within the prescribed time limit & time period otherwise may lead to disqualification.

If any discrepancy found in the Admit Card, immediately contact the BSU Helpdesk No :- 033 2494-1236 / 8902050170

Print

Step 7: After successful payment, the page will directly redirect to print the **“Admit Card”**. Every candidate is advised to print the admit card and it is a necessary document as a proof of entry to the competition. The candidate will also receive a confirmation SMS to their mentioned contact number as a receipt of the successful entry.

Note: The instructions given below in the admit card should be followed on a strict manner otherwise the organization will not be responsible if the candidate could not perform.